

2021 - MISSION RCMP POLICING REPORT- Q1 & Q2 - OPEN



Dissemination Restricted to Law Enforcement and Partner Agencies Third Party Rule: This document is property of the RCMP and is not to be reclassified, copied, reproduced, used in whole or part or further disseminated, without the consent of the originator.



Mounted Police du Canada

consent of the originator. All statistics are preliminary until verified by the Canadian Centre for Justice Statistics.

Mission RCMP
7171 Oliver St
Mission BC
V2V 6H2

Message from the Officer in Charge

With the easing of Provincial health restrictions, and corresponding resumption of our communities daily activities, the first and second quarters of 2021 have been particularly busy periods for the Mission RCMP.

This is my first policing report for calendar year 2021 and encompasses the first 2 quarters from January 1st to June 30th of this year. As part of my commitment to the continued modernization of the Mission RCMP, I have made changes to this reporting format. The previous version of our policing report has been in use for 6 years (Insp. De Jager) and was no longer in line with how other policing services are reporting to their communities. This report will be more focussed on metrics related to Community Safety with some highlights of activities taking place.

For 2021, the District of Mission once again hosted an online Policing Priorities survey (portions of which follow). I understand that this years' survey had approximately 281 contributors as compared to the 600 plus respondents who participated in 2020. After review of the 2021 survey results the policing priorities for 2021 have been set as:



2021 RCMP Priorities

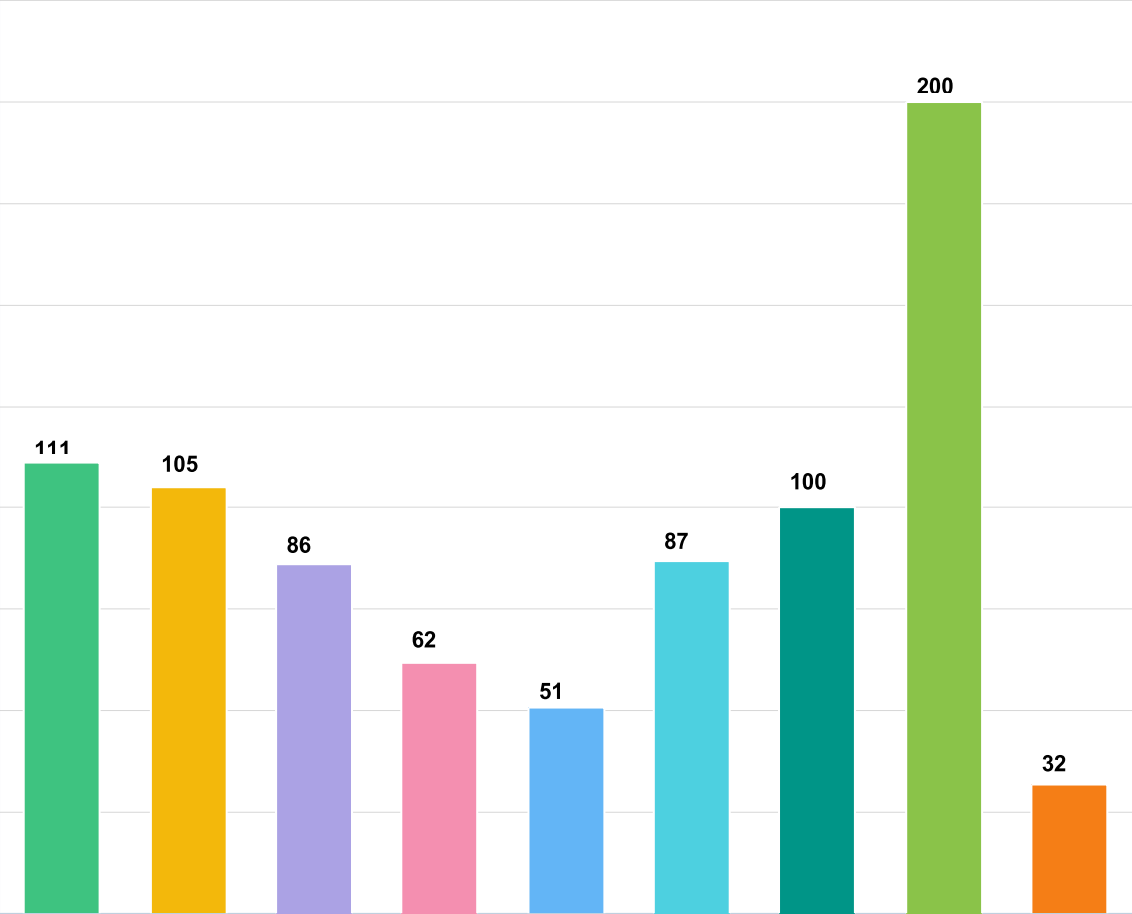
- Property Crime - Reducing the Impact of Property Crime in our Community
- Traffic Safety - Promoting Public Safety through Traffic Education, Visibility & Enforcement
- Violent Crime - Reduce the Impact of Violent Crime in our Community
- Indigenous Communities - Strengthening relations with Indigenous Communities
- Employee Wellness - Contributing to Employee Wellness

As in previous reports, this report will be presented in two parts, with the majority presented in an open council meeting. The second part of the report deals with specific police operations and investigations which can only be presented in closed council due to the sensitive nature of the material, such as finances detailed to specific projects, deployment of resources and details of public complaints against the RCMP.



Survey Results

Select three (3) policing priorities from the list below that you feel should be the top priorities for Mission RCMP in 2021.



Question options

- Traffic enforcement (i.e. aggressive driving, distracted driving)
- Youth engagement and development (i.e. school resource officer, outreach)
- Community engagement (i.e. community crime watch, patrols)
- Family violence (i.e. domestic abuse, threats)
- Impaired driving (i.e. drugs/alcohol)
- Illegal drug-related offences (i.e. possession, trafficking)
- Crimes against persons (i.e. assaults and threats)
- Property crimes (i.e. vandalism, theft from motor vehicles, break and enters, etc.)
- Fraud (i.e. telephone or cyber fraud, identity theft)

Other Highlights

- The majority of person completing the survey (60%) had not been a victim of crime in the previous year
- 40% of people felt that crime had gone up while 60% did not know or disagreed
- The majority of respondents (227) feared crime the most at their home
- Traditional police activities such as Visibility, Enforcement and Investigation where deemed to be the most effective strategies in tackling crime as compared to gathering intelligence or engaging in education and prevention.
- The majority of respondents believed that police and public safety would benefit from increased partnerships with other agencies and increased engagement with the public through volunteerism and expansion of community based Crime Prevention Programs such as Block watch
- The majority of suggestions to assist police centred around increasing our abilities in Mental Health response, increasing visibility and increased speeding enforcement



Annual Performance Plan

Reduce the impact / incidence of Property Crime in our Community.

GOAL – Reduce reported Property Crime by 5% as compared to 2019 Totals

- 1.1 Compstat - Employ Crime Analyst
- 1.2 Search Warrants related to Property Crime
- 1.3 Target 10 Prolific Property Offenders:
- 1.4 Bait Car Deployment
- 1..5 Police Mountain Bike Patrols
- 1.6 Drug Enforcement – Dialers & House
- 1.7 Foot Patrols – Downtown & Hotspots :

Promote Public Safety through Traffic Education, Visibility and enforce

GOAL – Reduce Injury MVI's by 5% as compared to 2019 Totals

- 2.1 Speed Enforcement – Arterial & Public Com
- 2.2 School Zone Enforcement
- 2.3 Participation in Partner Initiatives
- 2.4 Distracted Driving/Occupant Restraint
- 2.5 Impaired Driving Checkstops
- 2.6 Deployment of Black Cat

Reduce the impact of violent crime in our community

GOAL – Reduce reported Violent Crime by 5% as compared to 2019 Totals

- 3.1 Tri-annual reports by Domestic
- 3.2 MAST & MOST
- 3.3 Youth & School Programs (decrease Bullying/ anti gang)

Build / maintain positive relations with Indigenous Communities

Goal - Double Proactive presence in First Nations Communities

- 4.1 Quarterly meetings with Chief & Council
- 4.2 Bike & Foot Patrols at Semath and Leq a mel
- 4.3 Participation in Cultural and Community events
- 4.4 Activities around Reconciliation

Contribute to Employee Wellness

Goal - Double # of Initiatives related to employee Wellness

- 5..1 Wellness Committee
- 5.2 Modernization of Equipment
- 5.3 Employee Recognition
- 5.4 Employee Appreciation

Looking Ahead

- Mission RCMP recently deployed the use of our fully equipped police motorcycle which is paying very large dividends in visibility and traffic enforcement
- We have secured a Black Cat Speed and Traffic volume device and will deploying it in the coming months
- We will be launching the Mission RCMP Facebook page in the near future.

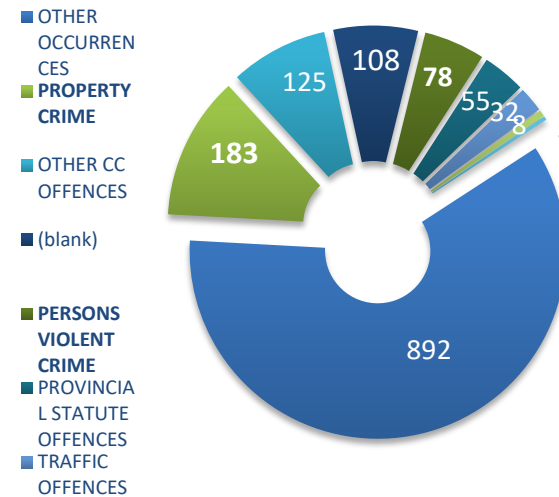


DASHBOARD

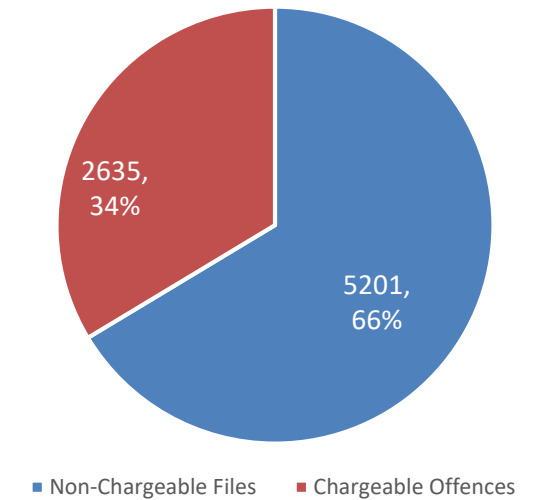
YTD June 30				
Crime (UCR Group)	2019	2020	2021	% Change 20-21
AUTO THEFT	87	64	94	47%
BREAK & ENTER - BUS	35	18	32	78%
BREAK & ENTER - OTH	45	35	20	-43%
BREAK & ENTER - RES	40	31	23	-26%
FRAUDS	127	120	134	12%
MENTAL HEALTH ACT	284	219	272	24%
MISCHIEF TO PROPERTY	266	282	267	-5%
MISSING PERSON FILES	99	84	124	48%
OTHER THEFT O/5000	4	5	10	100%
OTHER THEFT U/5000	141	102	130	27%
SHOPLIFTING	126	100	108	8%
THEFT FROM VEHICLE	285	152	187	23%
ARSON	5	9	7	-22%
ASSAULTS	234	209	184	-12%
ROBBERY	13	8	8	0%
SEX OFFENCES	39	42	49	17%
SPOUSAL VIOLENCE	59	61	60	-2%
PROPERTY CRIME	1210	953	1055	11%
PERSONS VIOLENT CRIME	428	405	417	3%
TOTAL FILES	7661	7024	8027	15%
City of Mission Total Files	6923	6300	7233*	
Provincial Total Files	685	633	651*	
				YTD Increase
				YTD Decrease

*Subject to Revision

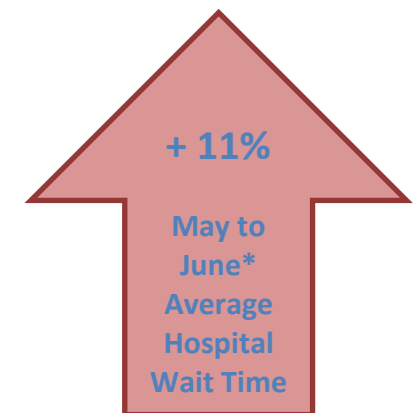
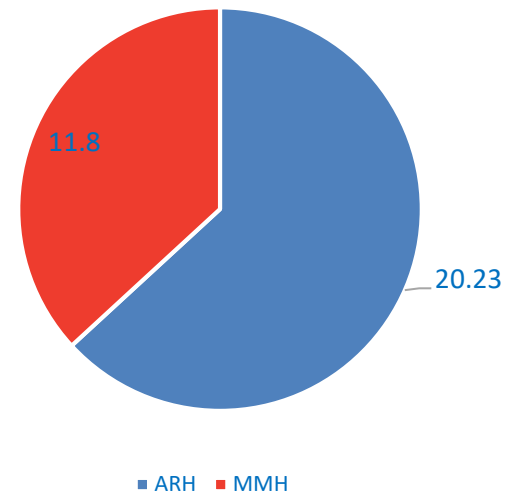
June 2021: 1486 Files by UCR Type



7836 Files: Jan 1 to June 30, 2021



Hospital Wait Time (Hrs) June* 2021



* To June 20

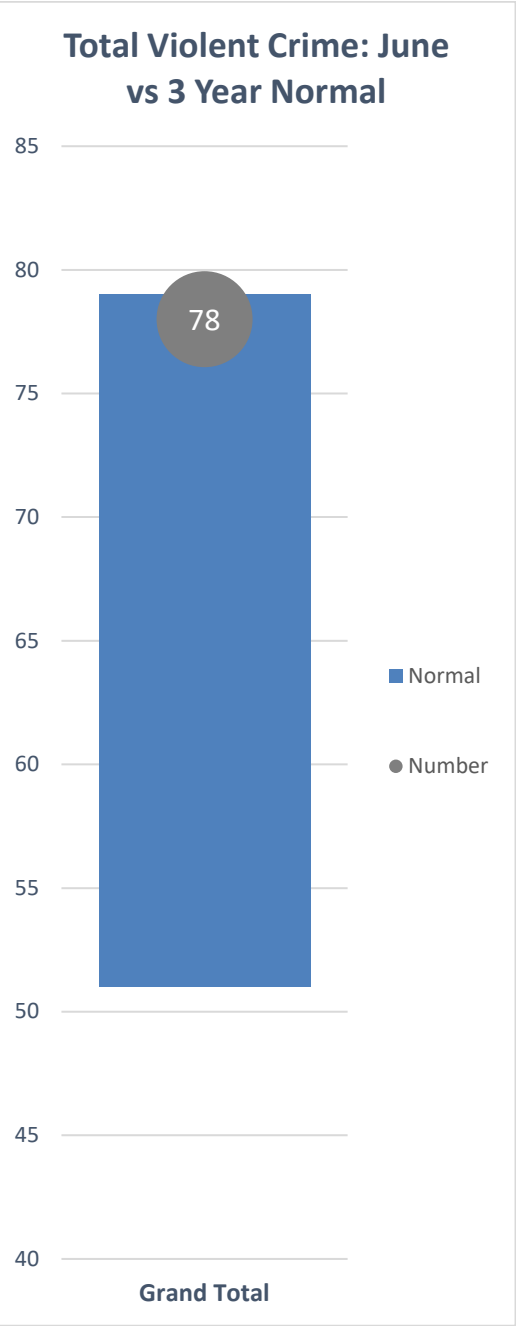
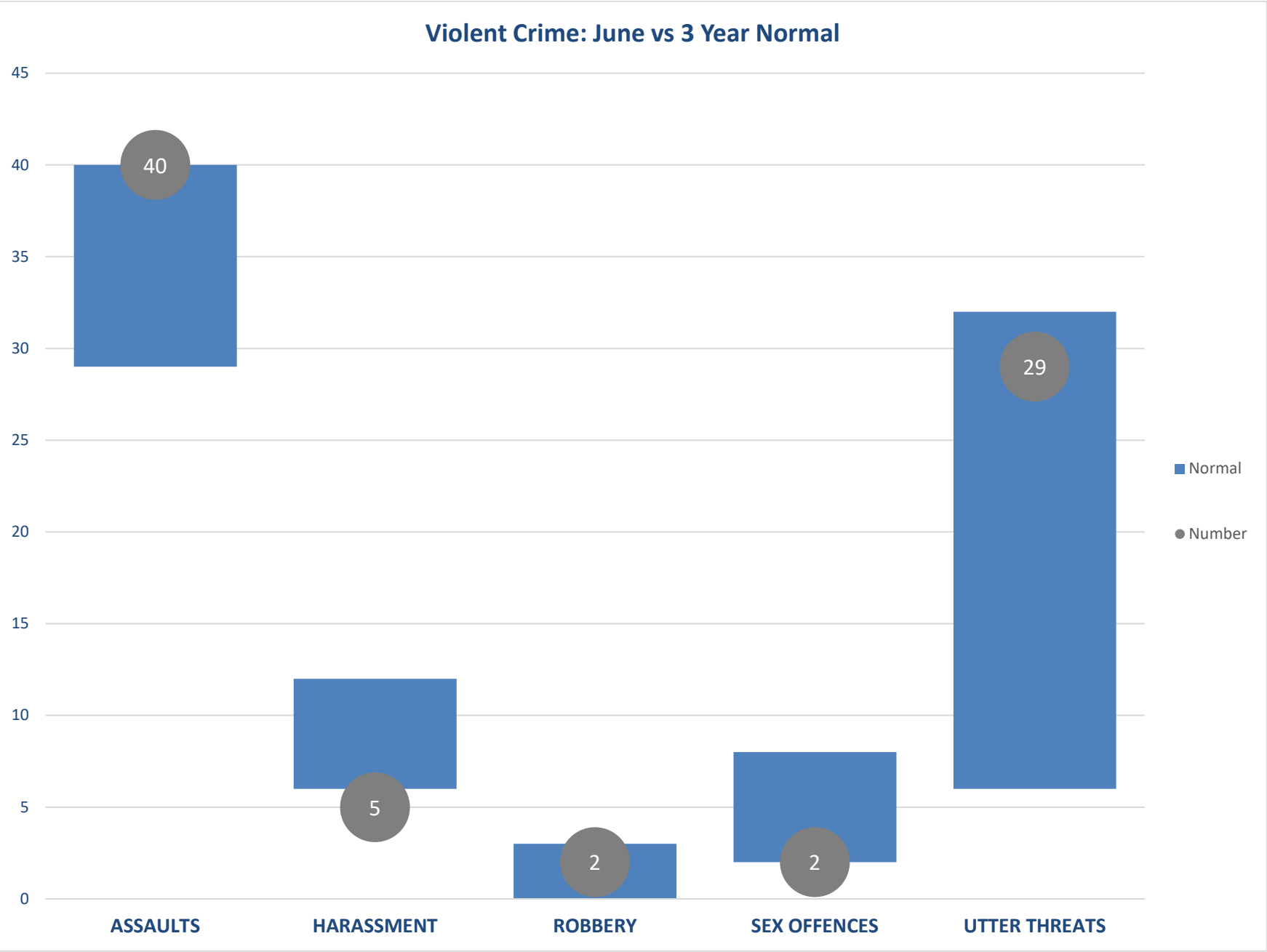


Royal Canadian
Mounted Police

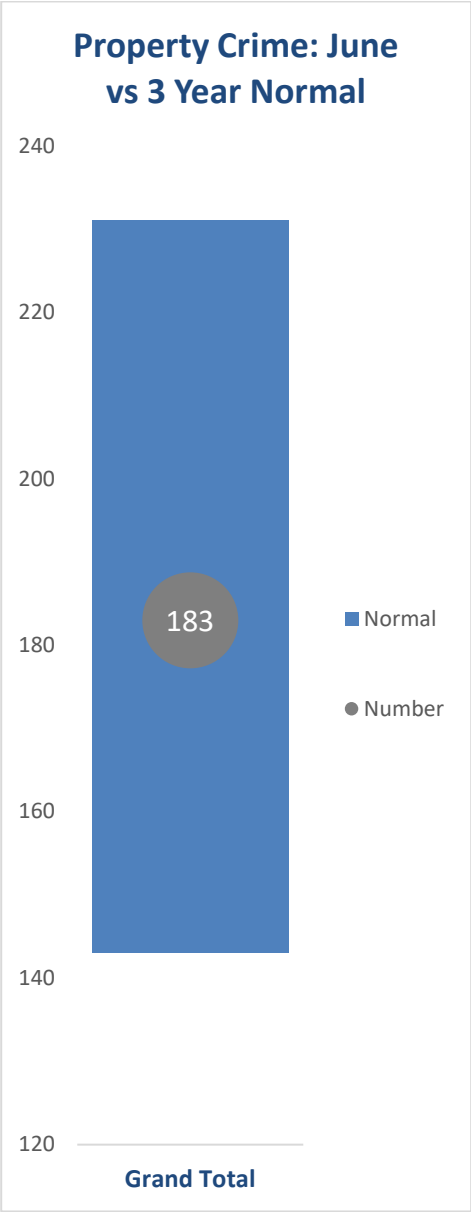
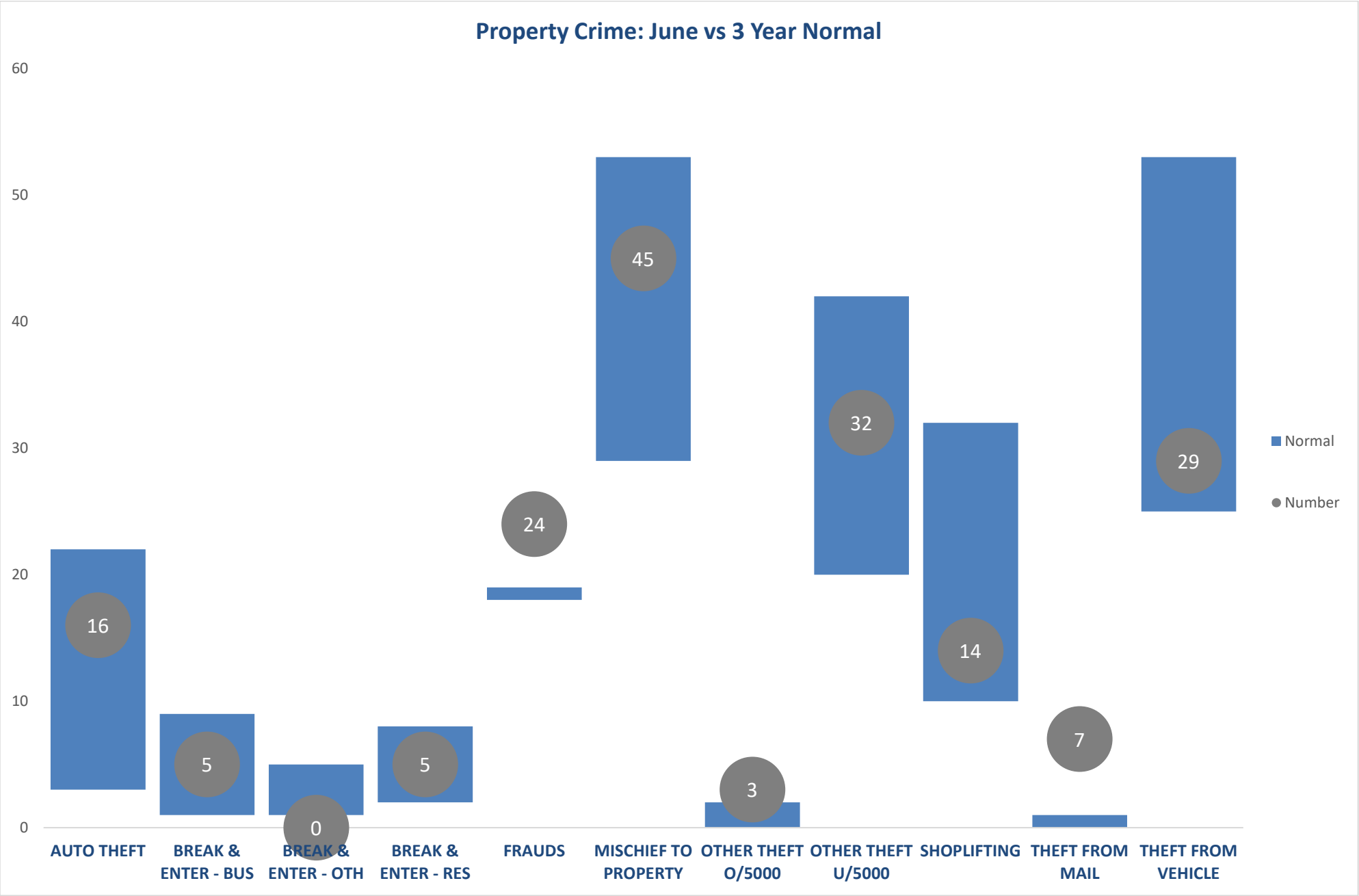
Gendarmerie royale
du Canada

Dissemination Restricted to Law Enforcement and Partner Agencies Third Party Rule: This document is property of the RCMP and is not to be reclassified, copied, reproduced, used in whole or part or further disseminated, without the consent of the originator. All statistics are preliminary until verified by the Canadian Centre for Justice Statistics.

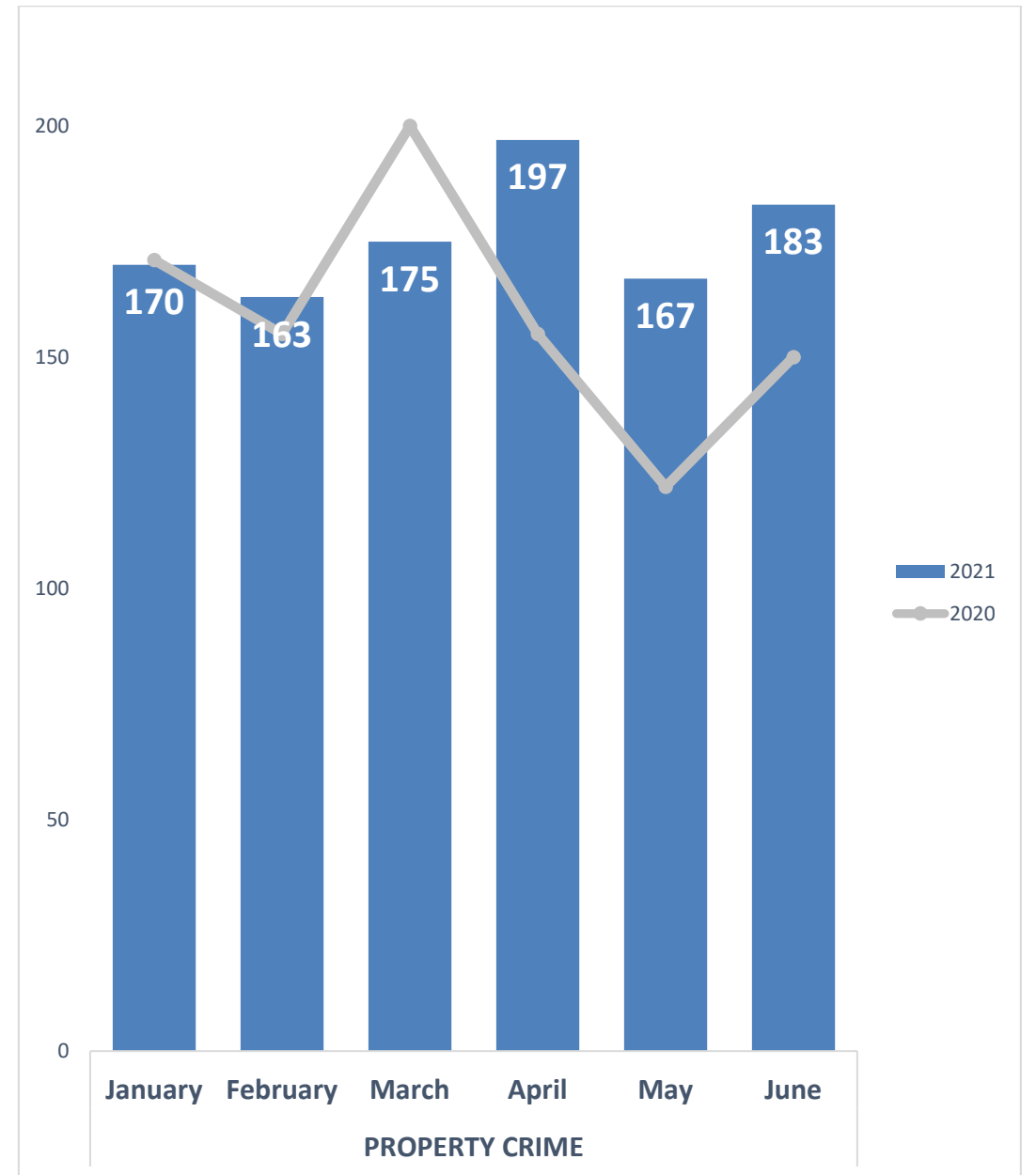
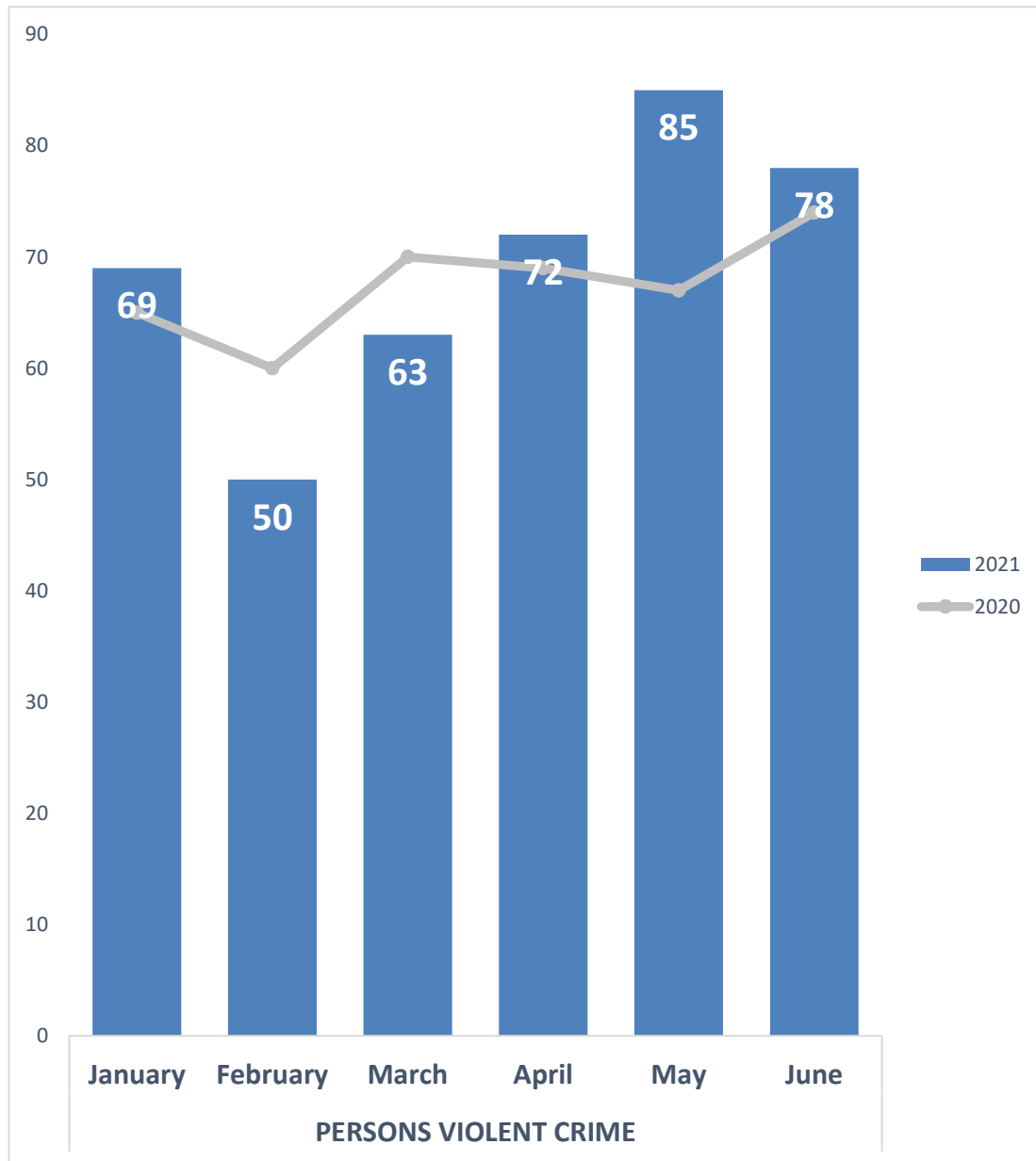
Violent Crime June



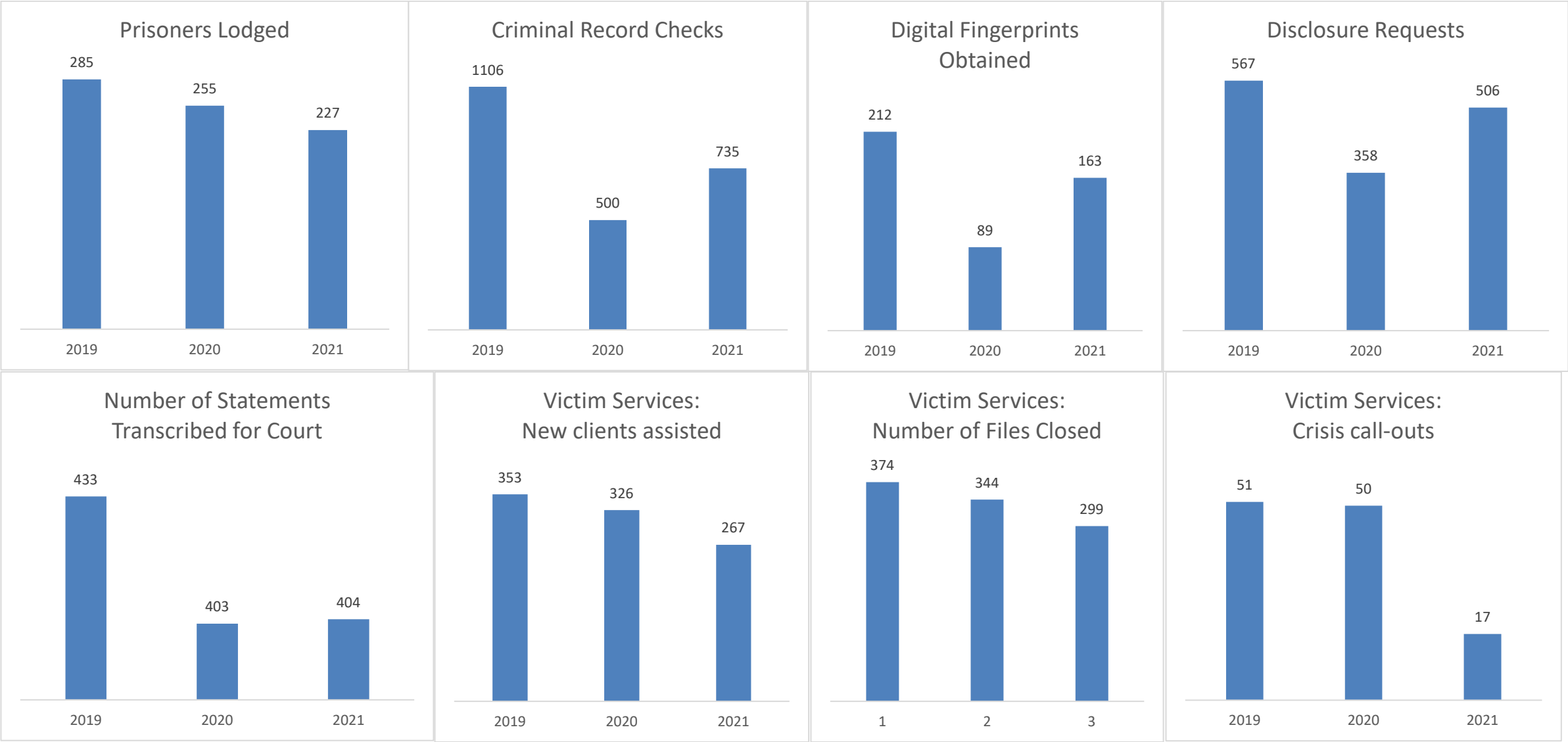
Property Crime June



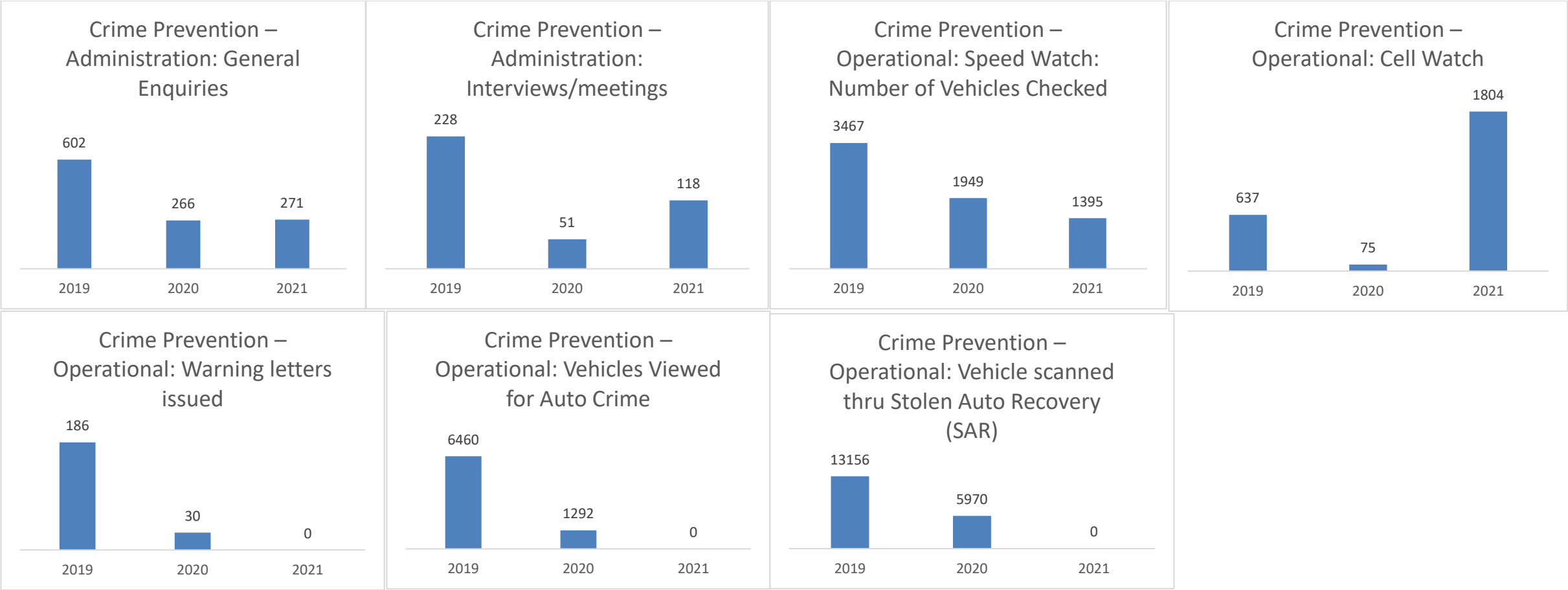
YTD June 30



Administrative and Victim Services Statistics YTD May 31



Crime Prevention Office YTD May 31



Traffic Enforcement Statistics YTD June 30

• **Please note** there are **657** additional traffic enforcement stats which have not been categorized at the time of this report

